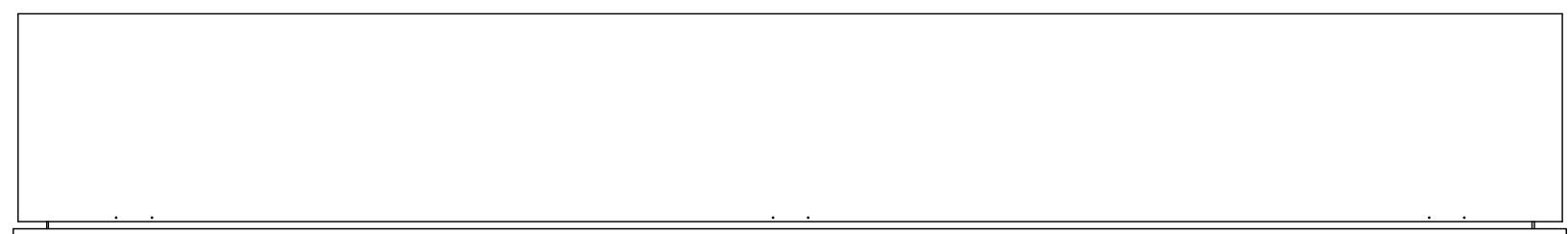
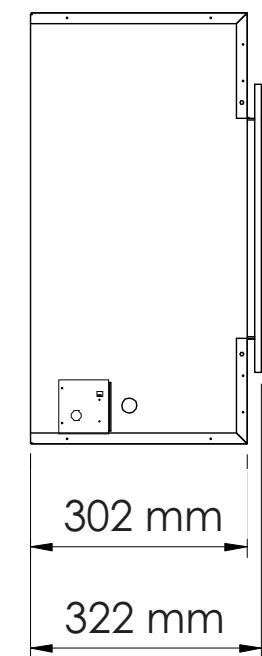



TECHNICAL SPECIFICATIONS

VOLTS		240
AMPS		8
WATTS		1900
HEATER	HIGH	1900 watts
	LOW	900 watts
NO HEATER		35 watts
LAMPS	QUANTITY	LED
	WATTS	
	TOTAL WATTS	15 watts
ROTOR MOTOR		1 at 4 watts
HEIGHT, WIDTH, DEPTH		23 1/2 x 88 1/8 x 12
GLASS VIEWING OPENING		11 7/8 x 84 3/4"
SURROUND SIZE		15 7/8 x 88 1/8
SHIPPING SIZE		25 1/4 x 97 1/4 x 14 1/2
SHIPPING WEIGHT	UNIT	197 lbs
	GLASS FRONT	Included
PLUG LOCATION		Left Side
CORD LENGTH		76"
APPROX. HEATING AREA		400 sq ft

*Amantii*

SERIES BUILT IN	MODEL BI-88-DEEP		REV 1
SCALE 1" = 1'-0"	DATE: 11/1/2014		SHEET 1 OF 1



TECHNICAL SPECIFICATIONS		
VOLTS	240	
AMPS	8	
WATTS	1900	
HEATER	HIGH	1900 watts
	LOW	900 watts
NO HEATER	35 watts	
LAMPS	QUANTITY	LED
	WATTS	
	TOTAL WATTS	15 watts
ROTOR MOTOR	1 at 4 watts	
HEIGHT, WIDTH, DEPTH	60 x 223.8 x 30.2 cm	
GLASS VIEWING OPENING	30.2 x 215.2 cm	
SURROUND SIZE	40.2 x 225.2 cm	
SHIPPING SIZE	64 x 246.7 x 36.8	
SHIPPING WEIGHT	89 kg	
GLASS FRONT	UNIT	
		Included
PLUG LOCATION	Left Side	
CORD LENGTH	193 cm	
APPROX. HEATING AREA	37 sqm	



SERIES	MODEL		REV
BUILT IN	BI-88-DEEP		1
SCALE 1:12	DATE: 11/1/2014	SHEET 1 OF 1	