
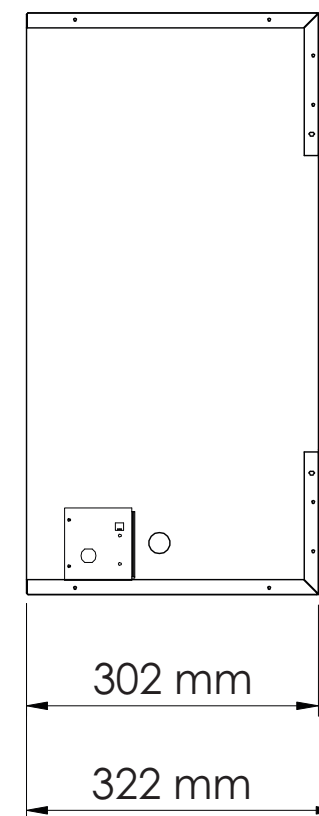
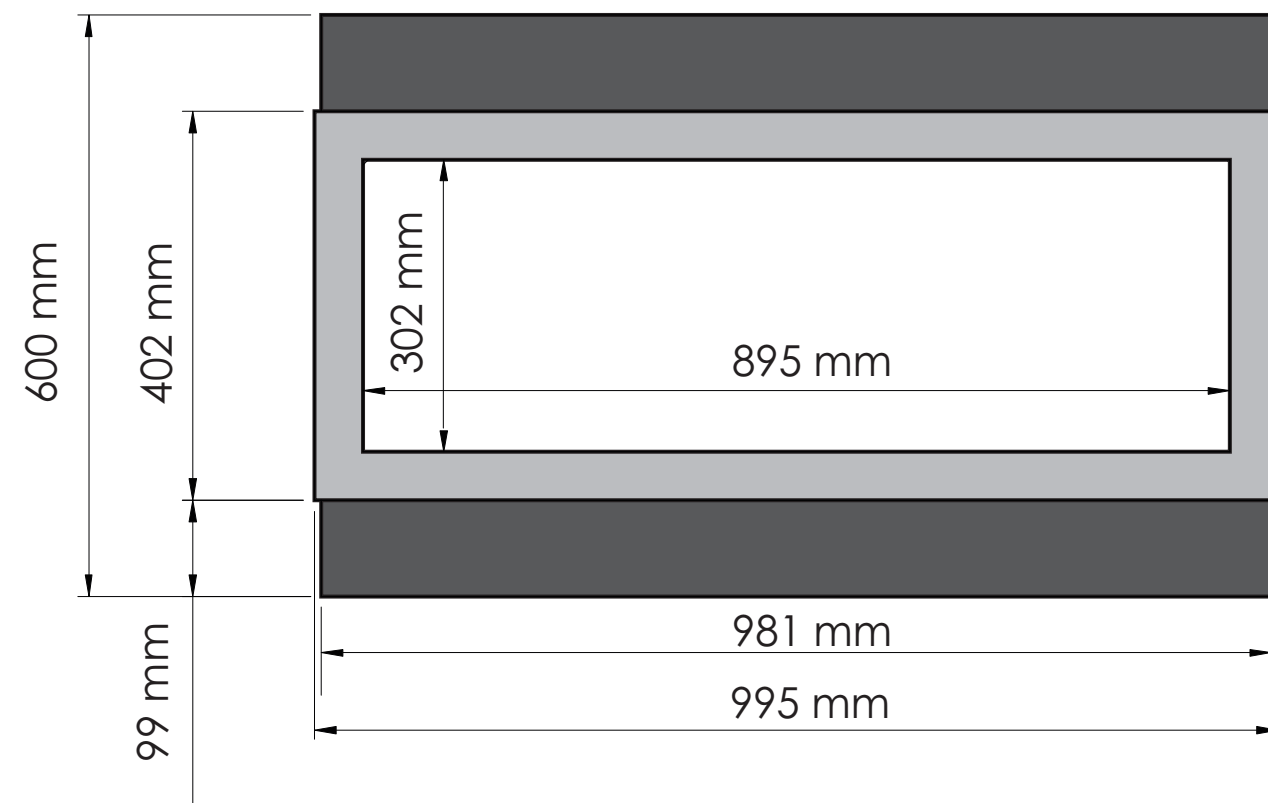


TECHNICAL SPECIFICATIONS		
VOLTS	240	
AMPS	8	
WATTS	1900	
HEATER	HIGH	1900 watts
	LOW	900 watts
NO HEATER	35 watts	
LAMPS	QUANTITY	LED
	WATTS	
	TOTAL WATTS	15 watts
ROTOR MOTOR	1 at 4 watts	
HEIGHT, WIDTH, DEPTH	23 5/8 x 38 5/8 x 12	
GLASS VIEWING OPENING	11 7/8 x 34 1/4	
SURROUND SIZE	15 7/8 x 39 1/8	
SHIPPING SIZE	25 1/4 x 47 3/4 x 14 1/2	
SHIPPING WEIGHT	UNIT	93 lbs
	GLASS FRONT	Included
PLUG LOCATION	Left Side	
CORD LENGTH	76"	
APPROX. HEATING AREA	400 sq ft	



SERIES BUILT IN	MODEL BI-40-DEEP		REV 1
SCALE 1" = 1'-0"	DATE: 11/1/2014		SHEET 1 OF 1



### TECHNICAL SPECIFICATIONS

VOLTS		240
AMPS		8
WATTS		1900
HEATER	HIGH	1900 watts
	LOW	900 watts
NO HEATER		35 watts
LAMPS	QUANTITY	LED
	WATTS	
	TOTAL WATTS	15 watts
ROTOR MOTOR		1 at 4 watts
HEIGHT, WIDTH, DEPTH		60 x 98.1 x 30.2 cm
GLASS VIEWING OPENING		30.2 x 56.5cm
SURROUND SIZE		40.2 x 99.5 cm
SHIPPING SIZE		64 x 120.9 x 36.8 cm
SHIPPING WEIGHT		42 kg
	UNIT	
GLASS FRONT		Included
PLUG LOCATION		Left Side
CORD LENGTH		193 cm
APPROX. HEATING AREA		37 sqm

*Amantii*

SERIES	MODEL		REV
BUILT IN	BI-40-DEEP		1
SCALE 1:12	DATE: 11/1/2014	SHEET 1 OF 1	